

## R320 and R323 – Data Sheet for K34\* and K35\* Firmware



- Trade Approved Australia/Europe/USA
- AC, DC and rechargeable NiMH battery options
- 20mm (0.8in) LCD display with LED backlight
- Versatile mounting options
- Tough, compact ABS housing or Stainless Steel housings
- Opto-link connector

The R300 series of indicators builds on over 15 years of design experience to create a series of cost effective reliable products that are ideal for use in mobile applications such as forklifts, platforms, inside truck cabs, crane scales and OEM applications. The compact housing and versatile power supply options make them suitable for basic weighing through to OEM applications. They are ideal for basic weight-control or level-control functions.

Available in ABS and stainless steel housings:

- R320 IP65 ABS housing
- R323 IP65 stainless steel housing.

Each comes in a panel mount variant, with options for desk, wall and pole mounting.

**Wide DC operation (7-24V)** to suit a variety of onboard OEM applications. Eliminates the need for third party power supplies saving on system complexity and cost.

**Long life rechargeable battery** options ideal for mobile installations allowing for operator flexibility.

**Opto-link** magnetically coupled link on front fascia for easy access in situ for updates/setup of the indicator, saving the installer time and effort.

**IP65 rated housings:** Dust and water tight, increasing reliability and indicator life time.

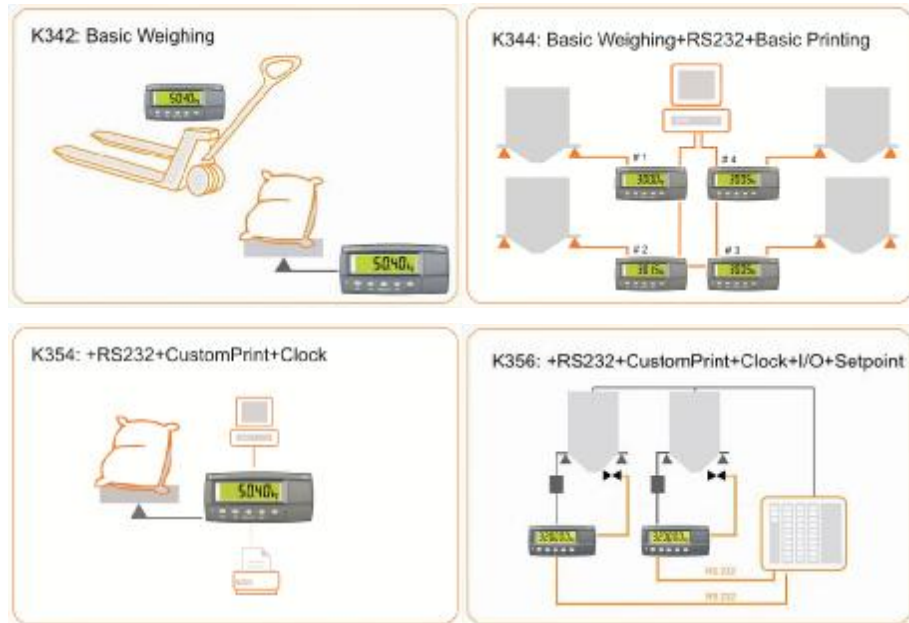
**Trade approved** in Australia, Europe and USA. Products are export ready with approved componentry.

The R300 series indicators have a range of firmware options from basic weight display through to set points and custom printing.

Name	K342	K344	K354	K356
Printing (Serial RS232)	-	Simple	Custom	Custom
Function Key - Programmable	HOLD	HOLD	1	1
Counting	-	-	S	S
Manual Hold	S	S	S	S
Peak Hold	-	-	S	S
Totalisation	-	-	S	S
Ring Network	-	S	S	S
Bluetooth Accessory	-	A	A	A
Input	-	1	1	1
Clock Calendar	-	-	S	S
Set Points Outputs	-	-	-	2

S – Standard

A – Accessory



## Smart Weighing



### Flexible mounting and power options

- Desk stand with 4xAA battery compartment
- IP65 rear boot
- Rechargeable battery option
- Wall mounting bracket to work with desk stand or rear boot.

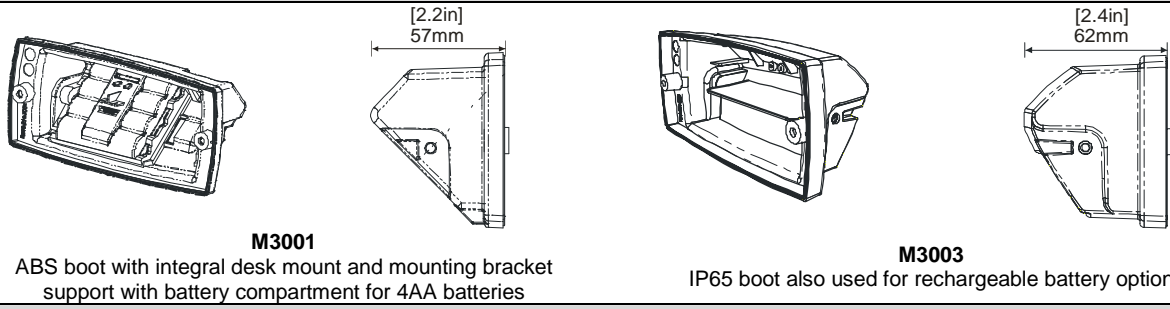
*..now that's smart weighing.*

### R300 Series Specification Table

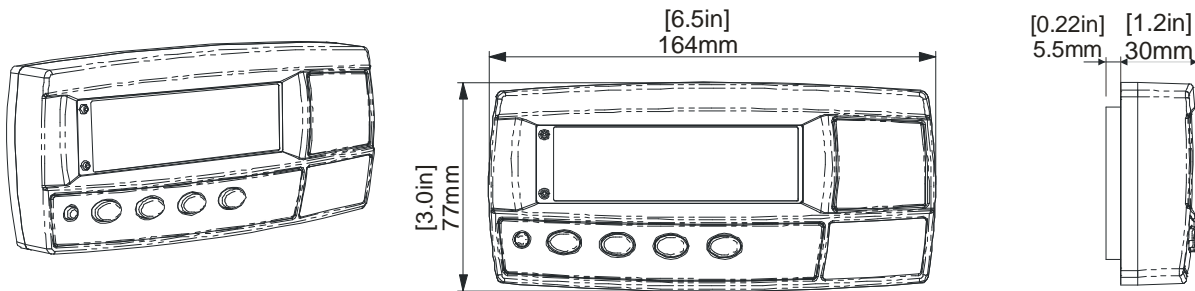
		R320 (ABS Housing)	R323 (Stainless Steel)
<b>Resolution</b>		Up to 30,000 divisions, minimum of 0.25 $\mu$ V/division.(K303: up to 60,000 divisions)	
<b>Zero Cancellation</b>		$\pm$ 2.0mV/V	
<b>Span Adjustment</b>		0.1mV/V to 3.0mV/V full scale	
<b>Excitation</b>		5 V for up to 4 x 350 or 8 x 700 ohm load cells (4-wire or 6-wire plus shield) Max total load cell resistance: 3,500 $\Omega$ (4x350 $\Omega$ Nontrade 8x350 $\Omega$ )	
<b>A/D Type</b>		24bit Sigma Delta with 8,388,608 internal counts 20 updates/second	
<b>Operating Environment</b>		Temperature: -10° to +50°C ambient (14° to 122° F) Humidity: <90% non-condensing IP65 when panel mounted	
<b>Display</b>		LED Backlit LCD with six 20mm (0.8") high digits with units and annunciators	
<b>Setup and Calibration</b>		Full digital with visual prompting in plain messages	
<b>Digital Filter</b>		Sliding window average from 0.1 to 4.0 s	
<b>Zero Range</b>		Selectable from $\pm$ 2% to $\pm$ 100% Full Scale	
<b>Standard Power Input</b>		7 to 24VDC, 4.8, 9.6,12 and 24V batteries (2.5 VA max) ON/OFF key with memory feature	
<b>Variants</b>	<b>AC</b>	AC Plug pack: 110/240VAC 50/60Hz in 12VDC 1.5A out	AC Power supply: 110/240VAC 50/60Hz in 12VDC 1.2A out
	<b>Battery</b>	12V battery pack (rechargeable NiMH) 4 x AA batteries	12V battery pack (rechargeable NiMH) -
<b>Case Materials</b>		ABS Housing	Stainless Steel Flush Mount
<b>Packing Weights</b>		Basic Indicator: 0.34kg (12oz)	Basic Indicator: 0.49kg (17oz)
<b>Optical Data Communications</b>		Magnetically coupled infra-red communications Conversion cables available for RS232 or USB	
		<b>K342</b>	<b>K344</b> <b>K354</b> <b>K356</b>
<b>Serial Outputs</b>		-	RS232 automatic transmit, network or printer outputs. Transmission rate: 2400, 4800, 9600 or 19200 baud
<b>Functions</b>		Manual Hold	Unit switching, counting, manual hold, peak hold,, totalising, high resolution, auto tare, display test
<b>Assignable Function Keys</b>		Fixed to Hold	1
<b>Battery Backed Clock Calendar</b>		-	Battery life 10 years minimum
<b>Input/Outputs</b>		-      2 Outputs - isolated transistor drive outputs (300mA total at 50VDC)	
		-	1 Input
<b>Set points</b>		-      2	
<b>Approvals</b>		4,000 d @0.8uV/d NMI (S-420),OIML R76 FCC, CE, C-tick,	

R320 Brackets		R323 Brackets
		
<b>M3002</b>	<b>M3007</b>	<b>M3011</b>

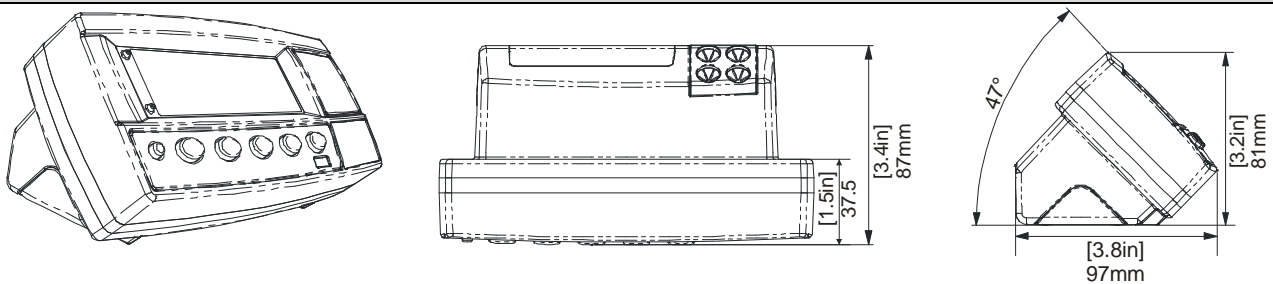
### R320 Accessories – Rear boots



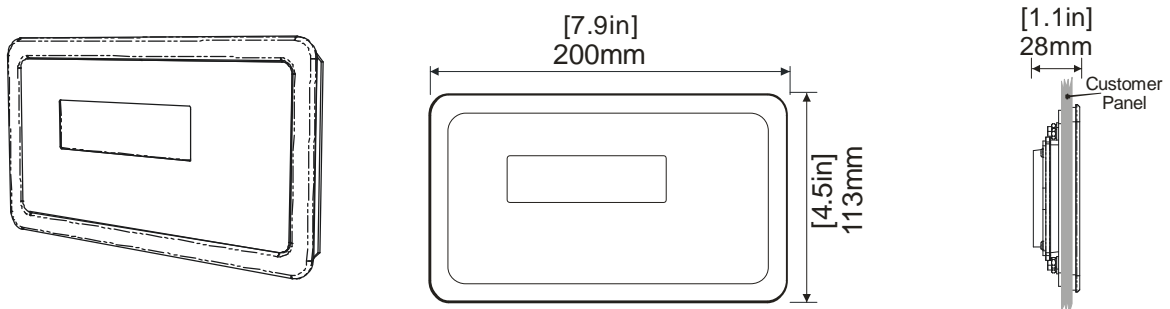
### ABS Panel Mount



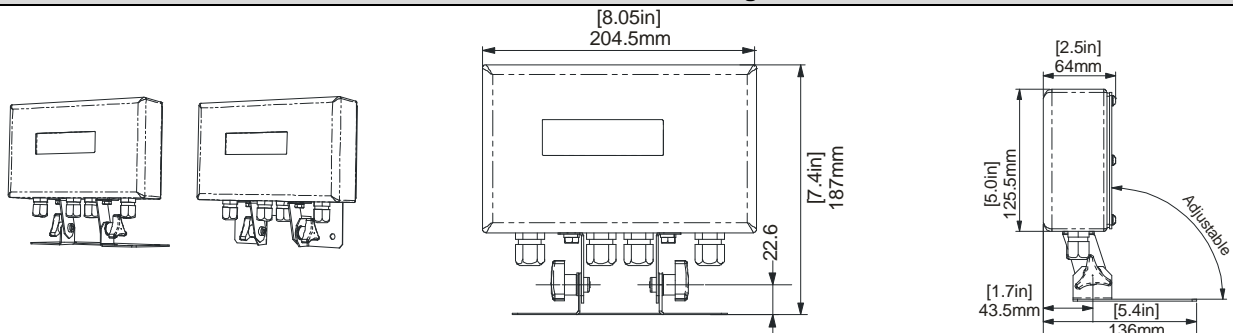
### ABS with Rear Boot Desk Stand (M3001)



### Stainless Steel Panel Mount



### Stainless Steel with Rear Housing and Stand



Specifications are subject to variation for improvement without notice. Illustrations are indications only and variation may be evident between products